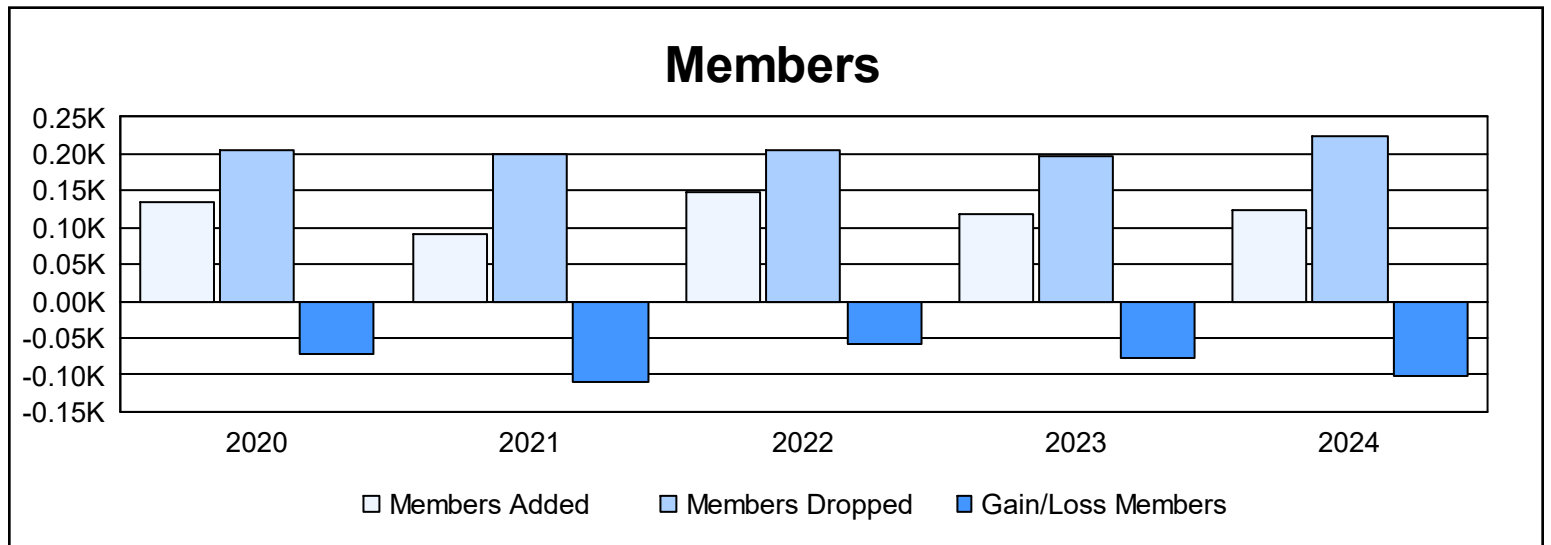
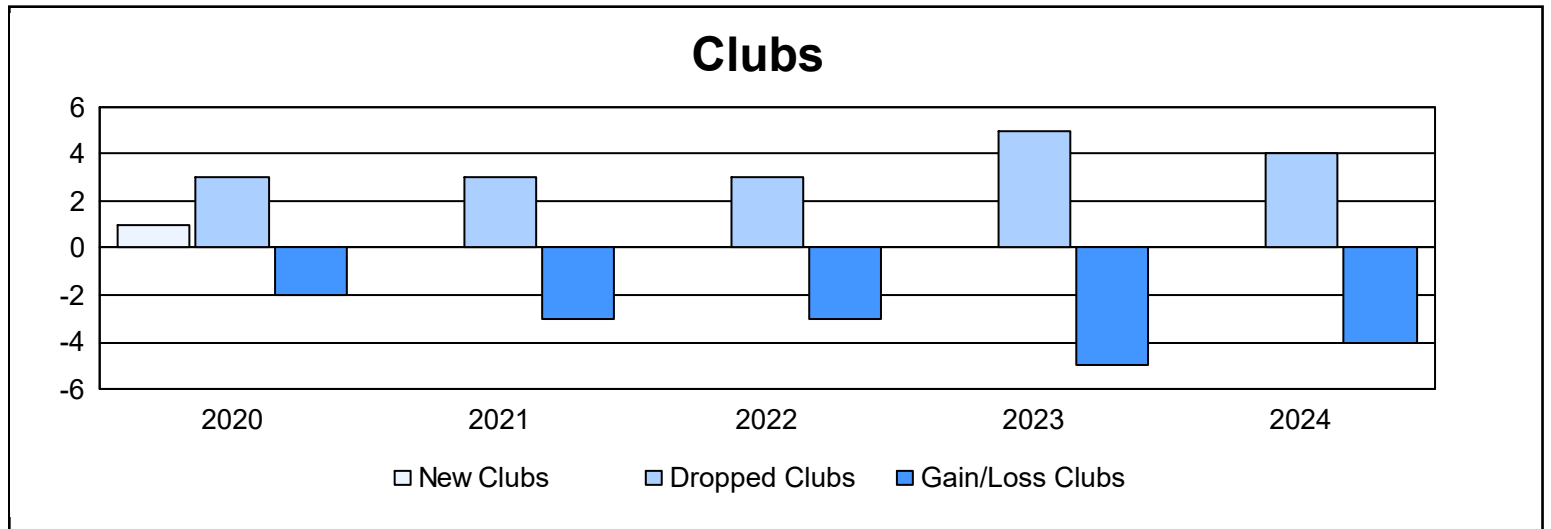
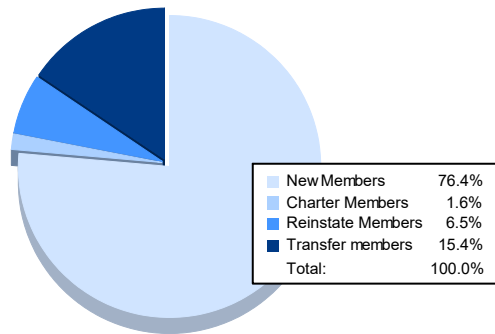


Year	New Clubs	Dropped Clubs	Gain/ Loss Clubs	New Members	Charter Members	Reinstate Members	Transfer Members	Total Member Added	Total Members Dropped	Gain/ Loss Members
2019-2020	1	3	-2	84	30	4	16	134	206	-72
2020-2021	0	3	-3	66	6	7	11	90	200	-110
2021-2022	0	3	-3	137	1	3	7	148	205	-57
2022-2023	0	5	-5	98	2	5	14	119	196	-77
2023-2024	0	4	-4	94	2	8	19	123	224	-101
<b>Average</b>	<b>0</b>	<b>4</b>	<b>-3</b>	<b>96</b>	<b>8</b>	<b>5</b>	<b>13</b>	<b>123</b>	<b>206</b>	<b>-83</b>



### Membership Composition June 2024 Cumulative



### Gender Composition June 2024 Cumulative

